

# Team Settings








Utilizing the Team Settings page

# Team Settings

From the Team Settings page you can edit, your team's name and logo. You can also select notifications about the league.

## TEAM SETTINGS

### Team

Team Name	<input type="text" value="Fields in Soldier Field"/>
Team Logo	<div>  <input checked="" type="radio"/> Upload Logo <input type="button" value="Choose File"/> No file chosen</div>
Hide Email	<input type="text" value="No"/>
2nd Owner	<input type="button" value="ADD"/>

### Notifications

Weekly Results	<input checked="" type="checkbox"/>
Trade Notifications	<input checked="" type="checkbox"/>
Lineup Reminder	<input checked="" type="checkbox"/>
Message Board Posts	<input checked="" type="checkbox"/>
League Setting Changes	<input checked="" type="checkbox"/>